

Sphinx's Riddle

The Great Sphinx has a riddle for you. You are given a graph on N vertices. The vertices are numbered from 0 to $N - 1$. There are M edges in the graph, numbered from 0 to $M - 1$. Each edge connects a pair of distinct vertices and is bidirectional. Specifically, for each j from 0 to $M - 1$ (inclusive) edge j connects vertices $X[j]$ and $Y[j]$. There is at most one edge connecting any pair of vertices. Two vertices are called **adjacent** if they are connected by an edge.

A sequence of vertices v_0, v_1, \dots, v_k (for $k \geq 0$) is called a **path** if each two consecutive vertices v_l and v_{l+1} (for each l such that $0 \leq l < k$) are adjacent. We say that a path v_0, v_1, \dots, v_k **connects** vertices v_0 and v_k . In the graph given to you, each pair of vertices is connected by some path.

There are $N + 1$ colours, numbered from 0 to N . Colour N is special and is called the **Sphinx's colour**. Each vertex is assigned a colour. Specifically, vertex i ($0 \leq i < N$) has colour $C[i]$. Multiple vertices may have the same colour, and there might be colours not assigned to any vertex. No vertex has the Sphinx's colour, that is, $0 \leq C[i] < N$ ($0 \leq i < N$).

A path v_0, v_1, \dots, v_k (for $k \geq 0$) is called **monochromatic** if all of its vertices have the same colour, i.e. $C[v_l] = C[v_{l+1}]$ (for each l such that $0 \leq l < k$). Additionally, we say that vertices p and q ($0 \leq p < N$, $0 \leq q < N$) are in the same **monochromatic component** if and only if they are connected by a monochromatic path.

You know the vertices and edges, but you do not know which colour each vertex has. You want to find out the colours of the vertices, by performing **recolouring experiments**.

In a recolouring experiment, you may recolour arbitrarily many vertices. Specifically, to perform a recolouring experiment you first choose an array E of size N , where for each i ($0 \leq i < N$), $E[i]$ is between -1 and N **inclusive**. Then, the colour of each vertex i becomes $S[i]$, where the value of $S[i]$ is:

- $C[i]$, that is, the original colour of i , if $E[i] = -1$, or
- $E[i]$, otherwise.

Note that this means that you can use the Sphinx's colour in your recolouring.

Finally, the Great Sphinx announces the number of monochromatic components in the graph, after setting the colour of each vertex i to $S[i]$ ($0 \leq i < N$). The new colouring is applied only for this particular recolouring experiment, so **the colours of all vertices return to the original ones after the experiment finishes**.

Your task is to identify the colours of the vertices in the graph by performing at most 2750 recolouring experiments. You may also receive a partial score if you correctly determine for every pair of adjacent vertices, whether they have the same colour.

Implementation Details

You should implement the following procedure.

```
std::vector<int> find_colours(int N,  
                             std::vector<int> X, std::vector<int> Y)
```

- N : the number of vertices in the graph.
- X, Y : arrays of length M describing the edges.
- This procedure should return an array G of length N , representing the colours of vertices in the graph.
- This procedure is called exactly once for each test case.

The above procedure can make calls to the following procedure to perform recolouring experiments:

```
int perform_experiment(std::vector<int> E)
```

- E : an array of length N specifying how vertices should be recoloured.
- This procedure returns the number of monochromatic components after recolouring the vertices according to E .
- This procedure can be called at most 2750 times.

The grader is **not adaptive**, that is, the colours of the vertices are fixed before a call to `find_colours` is made.

Constraints

- $2 \leq N \leq 250$
- $N - 1 \leq M \leq \frac{N \cdot (N - 1)}{2}$
- $0 \leq X[j] < Y[j] < N$ for each j such that $0 \leq j < M$.
- $X[j] \neq X[k]$ or $Y[j] \neq Y[k]$ for each j and k such that $0 \leq j < k < M$.
- Each pair of vertices is connected by some path.
- $0 \leq C[i] < N$ for each i such that $0 \leq i < N$.

Subtasks

Subtask	Score	Additional Constraints
1	3	$N = 2$
2	7	$N \leq 50$
3	33	The graph is a path: $M = N - 1$ and vertices j and $j + 1$ are adjacent ($0 \leq j < M$).
4	21	The graph is complete: $M = \frac{N \cdot (N - 1)}{2}$ and any two vertices are adjacent.
5	36	No additional constraints.

In each subtask, you can obtain a partial score if your program determines correctly for every pair of adjacent vertices whether they have the same colour.

More precisely, you get the whole score of a subtask if in all of its test cases, the array G returned by `find_colours` is exactly the same as array C (i.e. $G[i] = C[i]$ for all i such that $0 \leq i < N$). Otherwise, you get 50% of the score for a subtask if the following conditions hold in all of its test cases:

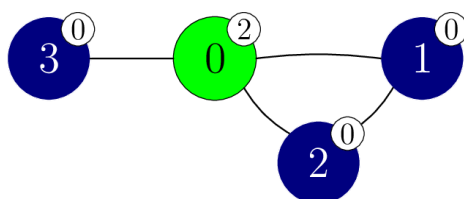
- $0 \leq G[i] < N$ for each i such that $0 \leq i < N$;
- For each j such that $0 \leq j < M$:
 - $G[X[j]] = G[Y[j]]$ if and only if $C[X[j]] = C[Y[j]]$.

Example

Consider the following call.

```
find_colours(4, [0, 1, 0, 0], [1, 2, 2, 3])
```

For this example, suppose that the (hidden) colours of the vertices are given by $C = [2, 0, 0, 0]$. This scenario is shown in the following figure. Colours are additionally represented by numbers on white labels attached to each vertex.



The procedure may call `perform_experiment` as follows.

```
perform_experiment([-1, -1, -1, -1])
```

In this call, no vertex is recoloured, as all vertices keep their original colours.

Consider vertex 1 and vertex 2. They both have colour 0 and the path 1, 2 is a monochromatic path. As a result, vertices 1 and 2 are in the same monochromatic component.

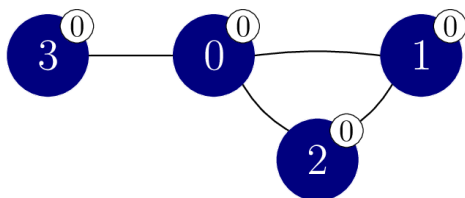
Consider vertex 1 and vertex 3. Even though both of them have colour 0, they are in different monochromatic components as there is no monochromatic path connecting them.

Overall, there are 3 monochromatic components, with vertices $\{0\}$, $\{1, 2\}$, and $\{3\}$. Thus, this call returns 3.

Now the procedure may call `perform_experiment` as follows.

```
perform_experiment([0, -1, -1, -1])
```

In this call, only vertex 0 is recoloured to colour 0, which results in the colouring shown in the following figure.

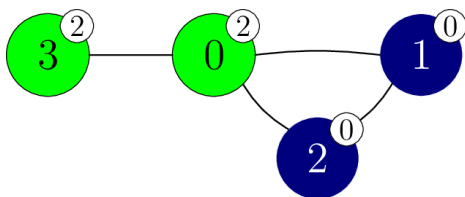


This call returns 1, as all the vertices belong to the same monochromatic component. We can now deduce that vertices 1, 2, and 3 have colour 0.

The procedure may then call `perform_experiment` as follows.

```
perform_experiment([-1, -1, -1, 2])
```

In this call, vertex 3 is recoloured to colour 2, which results in the colouring shown in the following figure.



This call returns 2, as there are 2 monochromatic components, with vertices $\{0, 3\}$ and $\{1, 2\}$ respectively. We can deduce that vertex 0 has colour 2.

The procedure `find_colours` then returns the array $[2, 0, 0, 0]$. Since $C = [2, 0, 0, 0]$, full score is given.

Note that there are also multiple return values, for which 50% of the score would be given, for example $[1, 2, 2, 2]$ or $[1, 2, 2, 3]$.

Sample Grader

Input format:

```
N M
C[0] C[1] ... C[N-1]
X[0] Y[0]
X[1] Y[1]
...
X[M-1] Y[M-1]
```

Output format:

```
L Q
G[0] G[1] ... G[L-1]
```

Here, L is the length of the array G returned by `find_colours`, and Q is the number of calls to `perform_experiment`.